With the new customizable dashboard focused entirely on analytics, it makes sense to remove the "Get Started" card and give its content a dedicated Home page as originally planned.

HOME PAGE

DASHBOARD

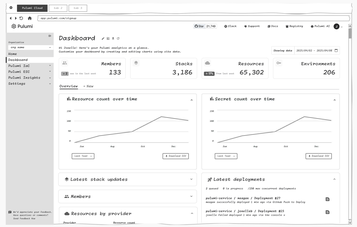

DASHBOARD: TOOLTIPS TO HELP EXPLAIN FUNCTIONALITY OF PAGE

DASHBOARD: ADD NEW TAB

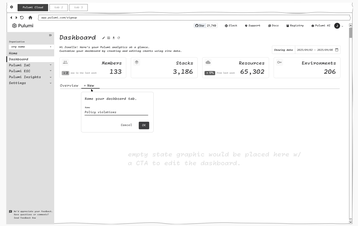

DASHBOARD: NEW TAB ADDED / ADDING A CHART

DASHBOARD: ADDING A CHART

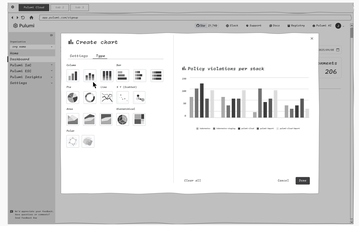

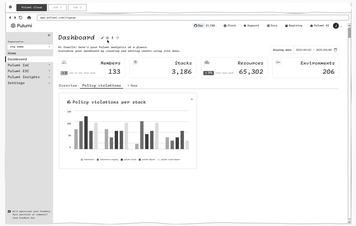

DASHBOARD: EDIT MODE
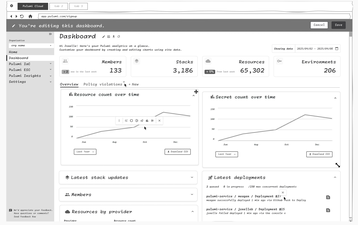
All cards, except Members, Stacks, Resources, and Environments, are movable and resizable in edit mode. Hovering over a chart displays a settings popup, allowing users to delete the card, switch between six preset chart selections, or access more settings for advanced customization in a larger panel. This popup appears only on charts. For non-chart cards like "Latest Deployments" or "Members," users can only move, resize, and delete them. Any new tabs created by the user are allowed to be deleted. Everything is only considered a preview and is only changed once the user clicks "Save."